



The key piece of the CNC puzzle - Easy to use CNC software to cut your parts

**Download FREE Trial**  
No registration required



[What's New?](#)

[Forum](#)

[New Posts](#) [FAQ](#) [Calendar](#) [Community](#) [Forum Actions](#) [Quick Links](#)

[Advanced Search](#)

[Home](#) [Forum](#) [General](#) [What should I do with this old girl? \(HaRo H2Y grinder\)](#)

If this is your first visit, be sure to check out the **FAQ** by clicking the link above. You may have to **register** before you can post: click the register link above to proceed. To start viewing messages, select the forum that you want to visit from the selection below.

Results 1 to 10 of 13 [Page 1 of 2](#) [1](#) [2](#) [Last](#)

**Thread: What should I do with this old girl? (HaRo H2Y grinder)**

[Thread Tools](#) [Display](#)

11-26-2014, 02:20 PM

# 1

**Darrp**  
Junior Member

Join Date: Jan 2005  
Location: Edmonton  
Posts: 20

**What should I do with this old girl? (HaRo H2Y grinder)**

I went to an auction to buy a lathe in August and they had this old girl there, the auctioneer said she would be going to the scrap yard if nobody bought her. I couldn't let that happen so I took her home.

It's a HaRo H2Y w/ a 600v motor.

I am in the process of building a 240v RPC w/ a 600v transformer and for the new lathe, so I eventually get the grinder running with that.

I really don't think I need a grinder, although I could use a surface grinder.

What would you guys do?

-Darren-





[Reply With Quote](#)

11-26-2014, 04:29 PM

# 2

**Daveb**   
Senior Member

Join Date: Dec 2012  
Location: Essex, UK  
Posts: 162



Sharpen your tools and cutters with it. You could do with a few attachments to make the job easier but you can do a lot with a small swivel and tilt vise.  
It's also capable of surface grinding, depends on how big the items are that you want to grind.  
If you were a bit closer, I would be happy to take it off your hands.  
Dave

[Reply With Quote](#)

11-26-2014, 07:24 PM

# 3

**Darrp**   
Junior Member

Join Date: Jan 2005  
Location: Edmonton  
Posts: 20



Dave if you were closer I would give it to you for what I paid for it, and it wasn't much!  
Darren

[Reply With Quote](#)

11-26-2014, 08:04 PM

# 4

**Daveb**   
Senior Member

Join Date: Dec 2012  
Location: Essex, UK  
Posts: 162



Ha ha. Thanks.  
I'm sure there will be someone on this forum who's been looking for one of these. It appears to be in decent condition.  
Dave

Reply With Quote

11-26-2014, 08:20 PM

#5

**macona** ◊  
Senior Member

Join Date: Aug 2006  
Location: Beaverton, OR  
Posts: 7,275



Sell it an buy a whole lot of sharp tools and cutters with the money.

Reply With Quote

11-26-2014, 09:26 PM

#6

**duckman** ◊  
Senior Member

Join Date: Nov 2009  
Location: Winchendon MA  
Posts: 769



Boy would I love to have that I've just been hired to sharpen chipper knives , 4 double edged knives per set , any where from 2 to 10 set per week.

Reply With Quote

11-26-2014, 09:43 PM

#7

**dp** ◊  
Senior Member

Join Date: Mar 2005  
Location: Oroville, WA  
Posts: 11,038



There's a kind of manual for it here: <http://s259.photobucket.com/user/ole...?sort=6&page=1>

There's a short thread at PM: <http://www.practicalmachinist.com/vb...rinder-192584/>

It looks versatile.

Reply With Quote

11-26-2014, 09:49 PM

#8

**J Tiers** ◊  
Senior Member

Join Date: Jan 2004  
Location: Independent  
principality of Sinquefieldia  
(formerly Missouri)  
Posts: 17,292



Looks VERY nice. Much nicer than my Greenlee base with a TP grinder as a head. (I had a chance at a disassembled "real" grinder a few years ago, but no place, and no time for the project then.)

What you need is what McGyver showed here some years past.... long thread where he built a multi-angle holder.


Find room. You will find uses. Hardly anything built in Geneva is going to be low quality.

A bit closer and I would come get it!

1601 2045 1412 2321

Keep eye on ball.  
Hashim Khan


Reply With Quote


**lakeside53**   
Senior Member

Join Date: Nov 2007  
Location: Woodinville, WA  
Posts: 5,177



Set it up to sharpen the neighborhood lawn mower blades!


 Reply With Quote

**boslab**   
Senior Member


Join Date: Dec 2007  
Location: South Wales  
Posts: 2,924



Looks a nice tool and cutter grinder to me, also dead useful as a giant bench centres for measuring stuff  
Mark


 Reply With Quote

[« Previous Thread](#) | [Next Thread »](#)

**Posting Permissions** 

You may not post new threads	<b>BB code</b> is On
You may not post replies	<b>Smilies</b> are On
You may not post attachments	<b>[IMG]</b> code is On
	<b>[VIDEO]</b> code is On
You may not edit your posts	HTML code is Off

**Forum Rules**

-- vB4 Default Style 

[Contact Us](#) [The Home Shop Machinist and The Machinist's Workshop Magazines](#) [Archive](#) [Top](#)